

ROUGH COUNTRY

SUSPENSION SYSTEMS®

2014-16 Tundra 30" Single Row LED Bumper Mount

Thank you for choosing Rough Country for all your lighting needs.

▲ NOTICE

Please read instructions before beginning installation. Check the kit hardware against the kit contents shown below. Be sure you have all needed parts and know where they go. If question exist, please call us @ 1-800-222-7023. We will be happy to answer any questions concerning the design, function, and correct use of our products.

▲ NOTICE

Only fits **Toyota Tundra 2014-2016** models.


Tools Needed:

14mm Wrench
Reciprocating Saw
10mm Socket
Flat Screwdriver
Phillips Screwdriver




Kit Contents:
2-Rough Country LED Light Brackets



1. Park the vehicle on a smooth level surface.
2. Using a flat screwdriver, remove the upper grille push pins. **See Photo 1.**
3. Using a phillips screwdriver, remove the upper grille screws. **See Photo 2.**





4. Remove the grill. Using a 14mm wrench, remove the (3) outer bumper mount nuts. Save for reuse. **See Photo 3.**
5. Using a reciprocating saw to remove the lower grille from the bumper. **See Photo 4.**





6. Cut the horizontal bar from each side of the grille. **See Photo 5.**
7. Remove the grille from the bumper. **See Photo 6.**




8. Place the correct side light mounting bracket up through the bottom of the bumper through the tow hook indentation. **See Photos 7 & 8.**



9. Place light mount over bumper mounting studs. **See Photo 9.**
10. Secure light mount with the factory nuts. **See Photo 10.**




13. Tighten using a 14mm wrench, torque to factory specs. **See Photos 11.**
14. Repeat process for opposite side of the truck. **See Photo 12.**



15. Insert 30+ single row light bar between the mounting brackets. **See Photo 13.**

16. Attach the light with the supplied Allen hardware. Tighten Allen bolts with supplied Allen wrench. **See Photo 14.**



17. Wire light per instructions included with light.



By purchasing any item sold by Rough Country, LLC, the buyer expressly warrants that he/she is in compliance with all applicable Federal, State, and Local laws and regulations regarding the purchase, ownership, and use of the item. It shall be the buyers responsibility to comply with all Federal, State and Local laws governing the sales of any items listed, illustrated or sold. The buyer expressly agrees to indemnify and hold harmless Rough Country, LLC for all claims resulting directly or indirectly from the purchase, ownership, or use of the items.

