

SPECTRE

Intake Installation Instructions P/N 99431

Year/Make/Model/Engine

1997-2006 Jeep Wrangler TJ Utility Box



Parts List



- 1- Tool box
- 1- Spacer, 9mm length
- 1- Spacer, 74mm length
- 1- Bracket, long
- 1- Bracket, short
- 4- M8-1.25x12mm
- 1- M6-1.0x30mm
- 1- M6-1.0x90mm
- 4- M6 washer
- 2- Lock nut, M6-1.0
- 4- Lock nut, M8-1.0
- 4- M8 Washer

Tools Required:

- Ratchet
- 13mm Socket
- 10mm Socket
- 10mm wrench

NOTE: In order to install this kit Spectre P/N 9943 must be installed

Step 1
Safety first! Before you begin the installation, make sure that the vehicle is in park with the parking brake set. Disconnect the negative battery terminal and verify all components listed are present.




Step 2
Remove the two bolts that hold the core support bar to fire wall, and remove the factory core support bar. This hardware will be reused in a later step.


Step 3
Assemble the box with the two support brackets on the ends of the box. Leave the hardware loose for adjustment.




Step 4
Set the two spacers on the inner fender. See picture for locations.



Step 5
Install the box and install the factory bolts for the core support and firewall. These two bolts will be threaded on just enough leaving enough play allowing yourself to line up the holes in box with the free standing spacers.



Step 6
Install the supplied hardware the bolts facing downward. Once set in location, install the washer and nut on the underside of the fender and securely fasten in place.



Step 7
With the box secured in place, go through and securely fasten all other hardware that was left loose for adjustments.



Step 8
Making sure nothing is rubbing or hitting, reconnect the negative battery terminal. Start the vehicle, shut off and inspect the installation once more for any loose hardware. Test drive & enjoy!

If you have any difficulties or questions regarding the installation of this intake system, contact the Spectre Performance Technical Department by email - Tech@spectreperformance.com or by phone 1-909-673-9800 Monday thru Friday 6:00am to 2:00pm PST.

SPEED BY SPECTRE

The 400mph Company

(909) 673-9800

www.SpeedBySpectre.com

© 2014 SPECTRE PERFORMANCE Made in China