



# MODEL SPECIFIC GUIDE

Hidden Hinge Version


**Model 5020 Nissan Frontier Crew Cab  
5' Short Bed 2005-Current**

*Note: The 2013 model trucks are equipped with a spoiler style tailgate protector that must be removed or replaced with a flush style tailgate protector.*



## RE: Step 2 on the Quick Start Guide

Position the rear bracket at the front of the bed with the ball stud closest to the bulkhead. Slightly thread one bolt and clamp together in the first hole and then slide the entire bracket towards the rear of the truck. This is necessary on trucks with a tie down system to allow access to the first clamp position. If your truck does not have the tie down system, go to the next page.

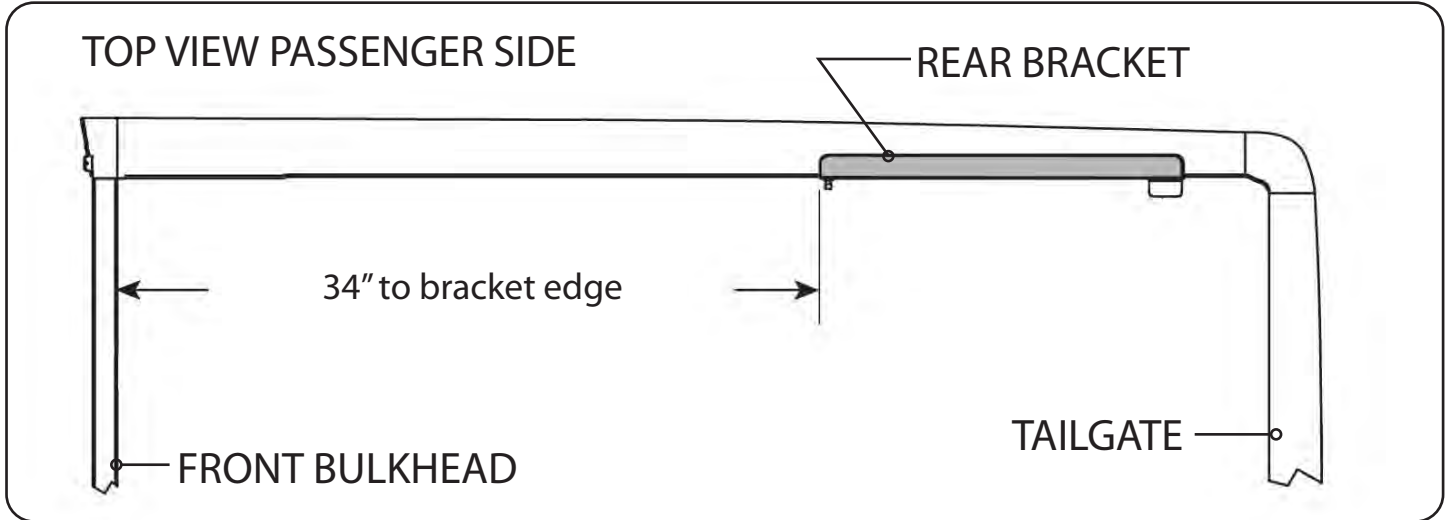




## MODEL SPECIFIC GUIDE Hidden Hinge Version Model 5020 Nissan Frontier 5' Short Bed 2005-Current

### RE: Step 2 on the Quick Start Guide

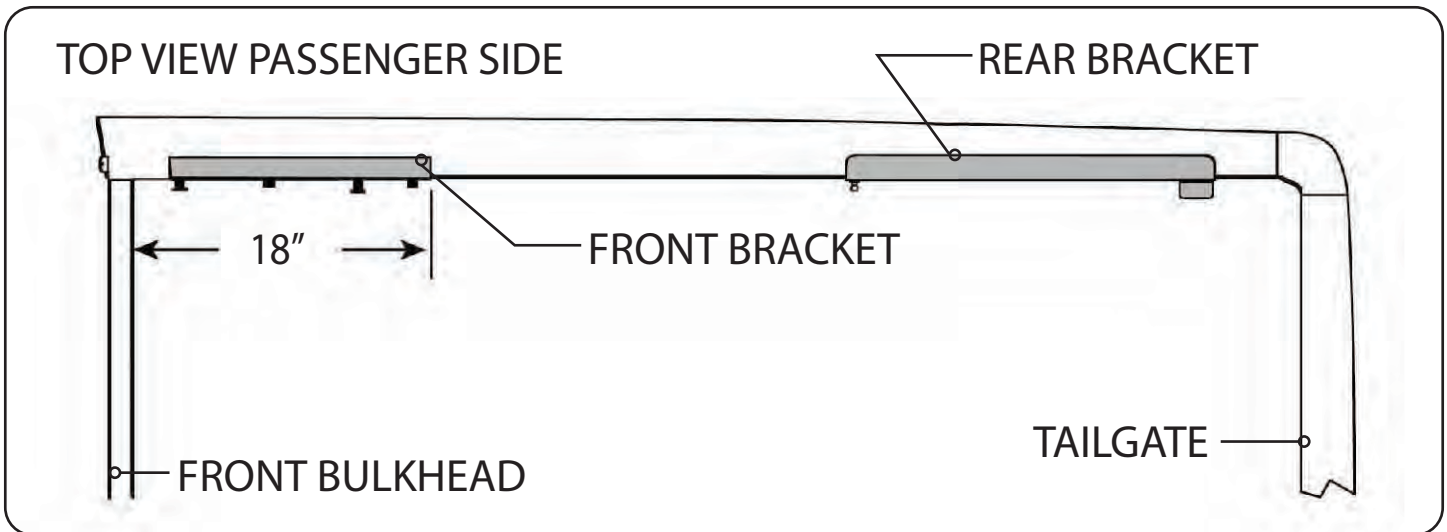
Measurement for the rear mounting bracket is 34" from the back side of the bulkhead to the front edge of the bracket.



### RE: Step 3 on the Quick Start Guide

Measurement for the front mounting bracket is 18" from the back side of the bulkhead to the end of the bracket.

The fit of the cover to the truck bed is determined by the front mounting brackets. This measurement is a good starting point. Unfortunately not all truck beds are assembled 100% square, so some adjustments may be necessary after the cover is set on the truck.



UnderCover, Inc.  
P.O. Box 620  
Rogersville, MO 65742  
(417) 753-8000  
(866) 900-8800

[www.undercoverinfo.com](http://www.undercoverinfo.com)  
[sales@undercoverinfo.com](mailto:sales@undercoverinfo.com)

© 2010 UnderCover, Inc.  
All rights reserved.