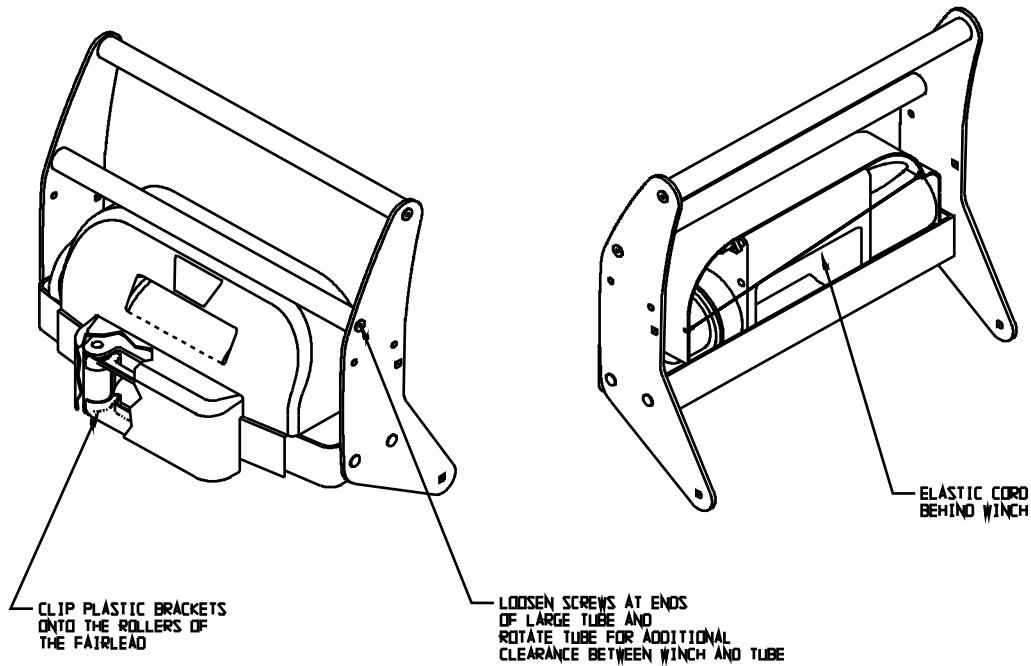
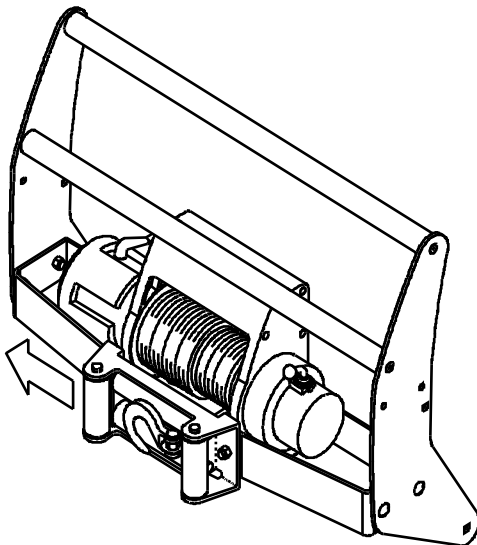


INSTALLATION INSTRUCTIONS FOR THE WARN HARD WINCH COVER on the Trans4mer winch mounting system with roller fairlead

Important Note: Installation of the Warn Hard Winch Cover requires the front of the winch and fairlead be free of any obstructions. Any brush guard tubes, auxiliary lights, etc. that pass directly in front of the winch may need to be relocated.



1. Remove the elastic cord from the back of the cover.
2. Slide the winch cover over the winch and mounting system from the front of the vehicle.



3. Center the bulge in the front of the cover over the fairlead and press into place. The cover should "softly snap" into position. Do not force the cover into place.

4. Re-attach the elastic cord across the back of the winch.


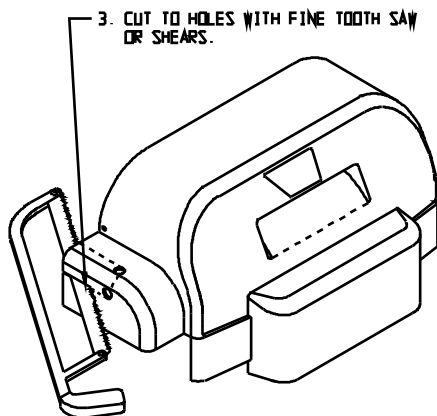
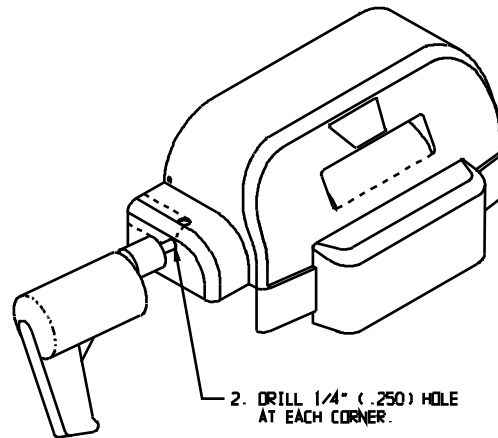

5. If the cover is not fitting properly, check the following:

-Make sure the winch hook is not interfering with the cover. Remove the slack in the wire rope and fold the hook flat against the fairlead.

inst. 30970 rev. D0

-Make sure the winch is not interfering with the cover. It may be necessary to loosen the fairlead mounting hardware and push the fairlead as far as possible towards the passenger side

of the vehicle and re-tighten the hardware. This won't make a big difference, but it can provide enough extra space to clear the end of the winch motor.



-Make sure the cover clears all Trans4mer mounting hardware. The cover may need to be trimmed in some applications. Follow the trimming procedure above. The illustrations are only examples, the same procedure can be used wherever there is interference.

Important: Sharp inside corners can lead to cracks in the cover. Be sure all corners have at least a 1/4" (.250") radius.



WARN® ATV/ UTILITY/ MOUNTING SYSTEM/ ACCESSORY PRODUCTS

LIMITED ONE (1) YEAR WARRANTY STATEMENT

Warn Industries, Inc. (WARN) warrants to the original purchaser that the mechanical components and electrical components of the "WARN" Products specified below will be free of defects in material and workmanship for a period of one (1) year from the original date of purchase. This Warranty applies only to the original purchaser of the Products. To obtain any warranty service, you must provide WARN with proof of purchase and date of purchase acceptable to WARN, such as a copy of your purchase receipt. This warranty does not cover the removal or reinstallation of the Product. WARN will, at its option, repair, replace or refund the purchase price of a defective Product or component, provided you return the defective Product or component during the warranty period, transportation charges prepaid, to Warn Industries' Service Department or a Factory Authorized Service Center. Attach your name, address, telephone number, a description of the problem, and a copy of your receipt and original bill of sale bearing the WARN serial number of the defective Product and date of purchase.

This warranty does not apply (i) to parts or components excluded below, or (ii) if the Product has been damaged by accident, abuse, misuse, collision, overloading, modification, misapplication, improper installation, or improper service. This warranty is void if any WARN serial number has been removed or defaced. Commercial or industrial use or application, or any hoisting application of the Product voids the warranty.

THE WARRANTY SET FORTH ABOVE IS THE ONLY WARRANTY. THERE ARE NO OTHER WARRANTIES, EXPRESS OR IMPLIED, INCLUDING BUT NOT LIMITED TO IMPLIED WARRANTIES OF MERCHANTABILITY OR FITNESS FOR A PARTICULAR PURPOSE.

ANY IMPLIED WARRANTY WHICH BY LAW MAY NOT BE EXCLUDED IS LIMITED IN DURATION TO ONE (1) YEAR FROM THE DATE OF ORIGINAL RETAIL PURCHASE OF THE PRODUCT.

WARN SHALL NOT BE LIABLE FOR SPECIAL, INDIRECT, INCIDENTAL OR CONSEQUENTIAL DAMAGES (INCLUDING, BUT NOT LIMITED TO, LOST PROFITS, DOWN TIME OR LOSS OF USE) UNDER ANY LEGAL THEORY, EVEN IF WARN WAS ADVISED OF THE POSSIBILITY OF SUCH DAMAGES.

Some states do not allow the exclusion of implied warranties or the exclusion or limitation of liability for incidental or consequential damages, or limitations on how long an implied warranty lasts, so the above limitation or exclusion may not apply to you. This warranty gives you specific legal rights. You may also have other rights that vary from state to state.

WARN reserves the right to change Product design without notice. In situations in which WARN has changed a Product design, WARN shall have no obligation to upgrade or otherwise modify previously manufactured Products.

No WARN dealer, agent or employee is authorized to make any modification, extension or addition to this warranty.

Warranty inquires and Products returned for warranty service should be sent to:

WARN INDUSTRIES, INC
Customer Service Department
12900 SE Capps Road
Clackamas, OR 97015
1-800-543-WARN (1-800-543-9276)
1-503-722-3005 International Fax

Products covered by this Warranty

ATV Winch Products
Utility Winch Products
Winch Mounting Systems, Bumpers, Body Armor
ATV Mounting Systems & Bumpers
ATV Disconnect
All Accessories
ATV Plows, Lifts & Mounting Systems

Products Not Covered by this Warranty

Finish and Wire Rope for ATV Winch Products
Finish and Wire Rope for Utility Winch Products
Finish to Winch Mounting Systems, Bumpers & Body Armor
Finish to ATV Mounting Systems & Bumpers
Finish to ATV Disconnect
Finish to all accessories and Light Bulbs
Finish to ATV Plows & Mounting Systems
Synthetic Rope